

## Postavitve z dimenzijami in velikost paketov

### SORI tabure (233 x 165 cm)

1 paket - 66x50x32 cm (0,11m<sup>3</sup>, 10kg)



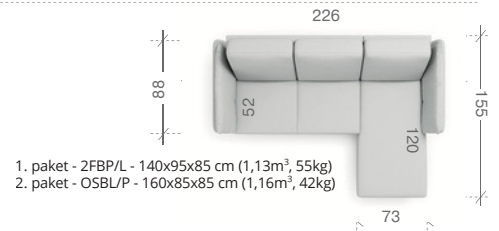
### SORI S (233 x 165 cm)



LEVA postavitev



DESNA postavitev



- 1. paket - 2FBP/L - 140x95x85 cm (1,13m<sup>3</sup>, 55kg)
- 2. paket - OSBL/P - 160x85x85 cm (1,16m<sup>3</sup>, 42kg)

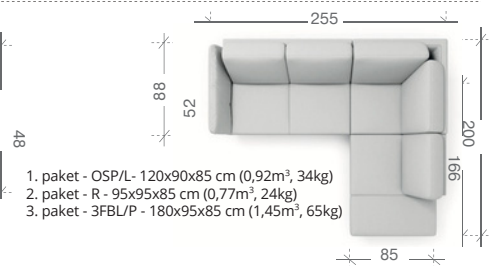
### SORI M (245 x 200 cm)



LEVA postavitev



DESNA postavitev



- 1. paket - OSP/L - 120x90x85 cm (0,92m<sup>3</sup>, 34kg)
- 2. paket - R - 95x95x85 cm (0,77m<sup>3</sup>, 24kg)
- 3. paket - 3FBL/P - 180x95x85 cm (1,45m<sup>3</sup>, 65kg)

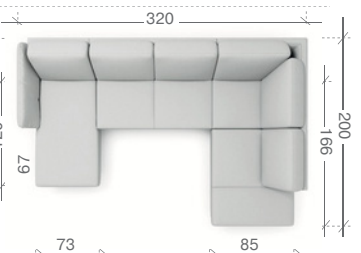
### SORI XL (165 x 335 x 200 cm)



LEVA postavitev



DESNA postavitev



- 1. paket - OSP/L - 120x90x85 cm (0,92m<sup>3</sup>, 34kg)
- 2. paket - R - 95x95x85 cm (0,77m<sup>3</sup>, 24kg)
- 3. paket - 3F - 155x95x85 cm (1,25m<sup>3</sup>, 56kg)
- 4. paket - OSBL/P - 160x85x85 cm (1,16m<sup>3</sup>, 42kg)